



Stoke Centre, Nelson



Entrance Matting Systems

Axis

Axis

Great looking from any angle.
Axis is an interlocking modular Entrance Matting System designed to handle heavy rolling loads and removes water from all directions. The modular polymer tiles are easy to cut to shape on-site.



15 Year Guarantee



Absorbent



Rolling Load

Safe

- Innovatively designed to eliminate heel traps
- Anti-slip in all conditions
- Highly moisture absorbent Polyamide inserts reduce slip hazards

Performs

- Functions best when used indoors or in weather protected areas
- Polyamide inserts trap more dirt saving you more on cleaning costs
- Suitable for heavy rolling loads or wheeled traffic (with our proprietary matwell system)

Attractive

- Stylish modular system that can be easily cut to any size and shape
- Carpet inserts can be supplied in a variety of colours
- Extendable, modular tiles provide you flexibility

Easy to install and maintain

- Modular tiles are easy to assemble saving installation costs
- Closed surface for quick and easy maintenance
- Specially designed dirt collection zones making cleaning quick and easy



Multi-directional, highly absorbent polyamide insert traps dirt and moisture from all directions

Insert options




Red - 601



Blue - 602



Cocos - 604




Brown - 605




Grey - 606



Granite - 607



Black - 608



Turquoise - 610

To view more products visit
advanceflooring.co.nz