

PRODUCTS	DIRECTION OF LAYING		INSTALLATION GUIDELINES NUMBER	ADDITIONAL GUIDELINES
	ROLLS 	TILES  /PLANKS 		

HOMOGENEOUS

ARCHITECTON (2,0mm)	-	At 90°/Same Direction	302	101-501-502-503-504
MIPOLAM TROPLAN	Same Direction	At 90°/Same Direction	Rolls: 301 / Tiles: 302	101-501-502-503-504
MIPOLAM COSMO		Random	Rolls: 301 / Tiles: 302	101-501-502-503-504
MIPOLAM ACCORD		-	301	101-501-502-503-504
MIPOLAM ELEGANCE		Random	Rolls: 301 / Tiles: 302	101-501-502-503-504
MIPOLAM SYMBIOZ		-	301	101-501-502-503-504
MIPOLAM ESPRIT		-	301	101-501-502-503-504
MIPOLAM CLASSIC		At 90°/Same Direction	Rolls: 301 / Tiles: 302	101-501-502-503-504
MIPOLAM IMPERIAL		At 90°/Same Direction	Rolls: 301 / Tiles: 302	101-501-502-503-504
MIPOLAM UNIVERS		At 90°/Same Direction	Rolls: 301 / Tiles: 302	101-501-502-503-504

ELECTRO-CONDUCTIVE




MIPOLAM ROBUST EL 7	Same Direction	At 90°/Same Direction	Rolls: 416 / Tiles: 415	101-501-502
MIPOLAM ACCORD EL 7		At 90°/Same Direction	Rolls: 416 / Tiles: 415	101-501-502
MIPOLAM TECHNIC EL 5	-	Random	417/418	101-501-502
MIPOLAM ELEGANCE EL 5	Same Direction	-	419	101-501-502
GTI EL5 CONNECT	-	Same Direction	422	101-503-504
GTI EL5 CONTROL WITHOUT COVING	-	Same Direction	420	101-501
GTI EL5 CONTROL WITH COVING	-	Same Direction	421	101-501

HETEROGENEOUS COMPACTS

TARALAY INITIAL COMPACT 33 / 43	Reverse Lay except for wood and ceramic designs	-	301	101-501-502-503-504
TARALAY IMPRESSION COMPACT 33 / 43		-	301	101-501-502-503-504
TARALAY IMPRESSION COMPACT PLUS		-	301	101-501-502-503-504
TARALAY SECURITE 43	Same Direction	-	301	101-501-502-503-504
TARALAY ELEMENT COMPACT 33 / 43		-	301	101-501-502-503-504
TARALAY PREMIUM COMPACT 33 / 43		-	301	101-501-502-503-504

For any products not appearing in the list, please contact our technical service.

IMPORTANT: The information in these documents is valid from: 01/03/2017 and we reserve the right to make changes without notice. The technology is constantly evolving, so before carrying out any work, our customers should contact us to check that this document is still valid.

PRODUCTS	DIRECTION OF LAYING		INSTALLATION GUIDELINES NUMBER	ADDITIONAL GUIDELINES
	ROLLS 	TILES  / PLANKS 		
ACOUSTICS				
TRADIFLOR 2S2 (2, 4 m)	Reverse Lay except for wood and ceramic designs	-	301	101-501-502-503-504
TRADIFLOR PLUS 2S3		-	301	101-501-502-503-504
TRANSIT 2S2 (2 m)	Reverse Lay except for wood and ceramic designs	-	301	101-501-502-503-504
TRANSIT PLUS 2S3		-	301	101-501-502-503-504
TRANSIT CONTROLE 2S2		-	301	101-501-502-503-504
TRANSIT PLUS CONTROLE 2S3		-	301	101-501-502-503-504
TRANSIDAL 2S2	-	Depend of design	302	101-501-502-503-504
TRANSIDAL PLUS 2S3	-		302	101-501-502-503-504
TRANSIT TEX (2, 4 m)	Same Direction	-	401	101-501-502-503-504
TRANSIT TEX PLUS / TRANSIT TEX PLUS CONTRÔLE (2, 4m)	Same Direction	-	401	101-501-502-503-504
SOLILIEGE 2S2 / SOLILIEGE 2S2 DESIGN	-	Depend of design	302	101-503-504
SOLILIEGE PLUS 2S3 / SOLILIEGE PLUS 2S3 DESIGN	-		302	101-503-504
TARALAY INITIAL CONFORT 33 / 43	Reverse Lay except for wood and ceramic designs	-	301	101-501-502-503-504
TARADAL CONFORT 33 / 43	-	At 90°	302	101-501-502-503-504
TARALAY IMPRESSION CONFORT 33/43	Reverse Lay except for wood and ceramic designs	-	301	101-501-502-503-504
TARALAY IMPRESSION CONFORT PLUS		-	301	101-501-502-503-504
TARALAY CONFORT UNI 33 / 43	Same Direction	-	301	101-501-502-503-504
TRADIFLOR PRO 33 / 43		-	301	101-501-502-503-504
TARALAY SECURITE CONFORT 43	Same Direction	-	301	101-501-502-503-504
TARALAY ELEMENT CONFORT 33 / 43		-	301	101-501-502-503-504
TARALAY PREMIUM CONFORT 33 / 43		-	301	101-501-502-503-504
TARASTEP		-	305	101
SAFETY FLOORING				
TARASAFE PLUS	Reverse lay	-	405	101-501-502-503-504
TARASAFE SUPER		-	301	101-501-502-503-504
FAST TRACK TILES				
GTI	-	Same Direction	413	101-503-504-509

For any products not appearing in the list, please contact our technical service.

IMPORTANT: The information in these documents is valid from: 01/03/2017 and we reserve the right to make changes without notice. The technology is constantly evolving, so before carrying out any work, our customers should contact us to check that this document is still valid.

PRODUCTS	DIRECTION OF LAYING		INSTALLATION GUIDELINES NUMBER	ADDITIONAL GUIDELINES
	PLANKS 	TILES 		

DECORATIVE TILES (LVT)

PRODUCTS	DIRECTION OF LAYING	INSTALLATION GUIDELINES NUMBER	ADDITIONAL GUIDELINES	
CREATION 70	Same Direction	At 90° / Same Direction	303	101-503-504
CREATION 70 X'PRESS		At 90° / Same Direction	411	101-503-504
CREATION 70 CLIC SYSTEM		Same Direction	407	101-503-504
CREATION 30		At 90° / Same Direction	303	101-503-504
CREATION 30 X'PRESS		Same Direction	410	101-503-504
CREATION 30 LOCK			408	101-503-504
CREATION 55		At 90° / Same Direction	303	101-503-504
CREATION 55 X'PRESS		Same Direction	410	101-503-504
CREATION 55 CLIC SYSTEM			407	101-503-504
HOME LOCK			409	101-503-504
HOME LOCK SILENCE		Underlay in the same Direction as planks or tiles	409	101-503-504

RELEASE SYSTEM TILES

SAGA ²	-	At 90°	412	101-503-504
-------------------	---	--------	-----	-------------

LOOSE-LAID TILES

ATTRACTION [®]	-	Same Direction	414	101-503-504-509
-------------------------	---	----------------	-----	-----------------

PRODUCTS	DIRECTION OF LAYING		INSTALLATION GUIDELINES NUMBER	ADDITIONAL GUIDELINES
	ROLLS 	TILES 		

MURAL

MURAL ULTRA	Same Direction	-	403	101-501-507
MURAL CALYPSO	Reverse lay	-	404	101-501-507
MURAL CLUB	Same Direction	-	403	101-501-507

SYSTEM TARADOUCHE

TARALAY ULTRA PLUS SD	Same Direction	-	404	101-501-507
ELEGANCE SD		-	404	101-501-507
TARALAY SECURITE SD		-	404	101-501-507

- For tiles stated as installed at 90 °, it is also possible to put them in the same direction if requested by the project management or client. In this case, this type of installation eliminates the effects of surface gloss (matt / shine), but will make the joints more visible.
- Treatment of joints: hot welds are necessary for tiles when they are of a format above 50 x 50cm.

For any products not appearing in the list, please contact our technical service.

IMPORTANT: The information in these documents is valid from: 01/03/2017 and we reserve the right to make changes without notice. The technology is constantly evolving, so before carrying out any work, our customers should contact us to check that this document is still valid.